




CYCLONE SILENT CORE BLADE



16" available with 90 mm bore/arbor

Dual 10 mm pin hole



SCDA1690




Details:

- Segments are pressure tested to ensure solid welding
- Cyclone high-speed patterned segment technology provides fast cutting
- Choose from 20 mm or 26 mm segments

Item #	Diameter	Segment	Arbor	RPM
SCDA1220	12"	20 mm	50/60 mm	1,600 - 1,800
SCDA1420	14"	20 mm	50/60 mm	1,400 - 1,600
SCDA1426	14"	26 mm	50/60 mm	1,400 - 1,600
SCDA1620	16"	20 mm	50/60 mm	1,200 - 1,400
SCDA1626	16"	26 mm	50/60 mm	1,200 - 1,400
SCDA1690	16"	26 mm	90 mm	1,200 - 1,400
SCDA1826	18"	26 mm	50/60 mm	1,000 - 1,200

Suggested Parameters for Cyclone Silent Core			
Size	Recommended RPM	Feed rate	Suggested Horsepower
12"	1,800	10-17 ft/min	10-20
14"	1,600	10-17 ft/min	10-20
16"	1,400	10-17 ft/min	15-25
18"	1,200	10-17 ft/min	20-25


Tools:




Material:



Engineered stone



Granite



Marble

